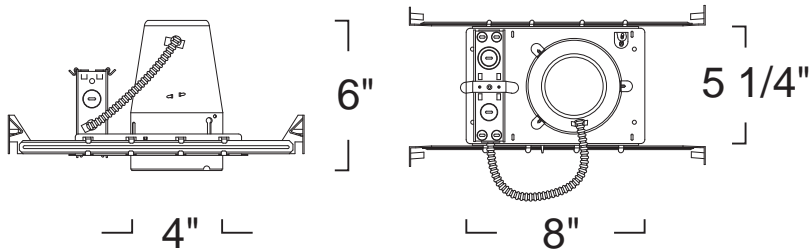


LH99ICA-LLF-GU24 - NEW CONSTRUCTION HOUSING

4" LED GU24



SPECIFICATION

LED

Application: General purpose housing specially designed for use with Liton's LRELD4 Series Retrofit-able GU24 LED Trims.

Housing: Pre-wired housing adjusts up to a 1-1/2" ceiling thickness. Integral thermal protector to guard against improper lamping and installation. Trim is secured with torsion wing springs/standard coil springs or serrated clips.

Mounting: Housing suitable for new construction installations only, supplied with (2) 24" adjustable hanger bars with 90 degrees repositioning ability. Hanger bars equipped with nail-less install 3/4" serrated barbed studs and with captive nails, for faster and easier secure mounting in wood joists. Set-screws lock into position and prevent shifting after installation. Earthquake structural cable compatible for drop panel ceiling or any other mounting that requires direct support from structural ceilings.

Socket: Specialty Energy Efficient GU24 socket with high temperature leads. Socket mounts directly on trim, then trim is installed into housing.

Junction Box : 16 gauge pre-wired galvanized steel Junction Box, 32 cubic-inch for a maximum of (8) #12 AWG wires. Furnished with (7) 3/4" and (4) Romex knock-outs. Strain clamps to install or remove covers for easy access and ground wire. Equipped with safety standard fitting for flex-conduit.

Insulation Contact: IC rated housing rated for direct contact with loosefill blown and rolled insulation.

Airflow: Airtight option is designed to restrict air flow from room into plenums in compliance to the WSEC - Washington State Energy Code, (Less than 2.0 CFM -Cubic Feet per Minute). Complies to Title24 air flow requirements (Air-tight).










Safety Labels: UL/CUL listed for through-branch wiring (8) No.12 AWG 90°C and suitable for damp locations. NYC approved: Calendar #41937.

Insulation Contact: Energy Efficient LED housing comes standard with IC rating for direct contact with loosefill blown and rolled insulation.

Caution: Use of any 3rd party lamp source in this unit is subject to the lamp/module manufacturer's own limitations. In no way does LITON make any claims to compatibility in regards to form, fit, usage and case temperature conditions with other manufacturer's products. Users are responsible for confirming compatibility under all aforementioned conditions before using this product.

Caution: LITON recommends use of surge protectors on the power entering LED Housings. Surge damage is not covered by warranty.

COMPATIBILITY

 LRELD400 4" ECONOMY LED LENSED RETROFIT (DIMMABLE)	 LRELD402 REFLECTOR FLAT LENS (DIMMABLE)	 LRELD467 ADJUSTABLE PULL DOWN (DIMMABLE)
 LREQD402 SQUARE/SQUARE (DIMMABLE)	 LRELD403 BAFFLE FLAT LENS (DIMMABLE)	 LRELD402 REFLECTOR FLAT LENS (DIMMABLE)
 LRELD442 REFLECTOR DOME LENS (DIMMABLE)	 LRELD443 BAFFLE DOME LENS (DIMMABLE)	 LREQD402 SQUARE REFLECTOR (DIMMABLE)

Note: Wattage limitations on compatible items must be met.

Benefit:

- For use with LITON LRELD4 Series GU24 LED Trims
- GU24 'Twist & Lock Socket'
- CA's Title 24 compliant
- 120V input